




# Alarm clock

**You need:**


batteries  
wire  
a buzzer  
drawing pins  
a bendy straw  
Blu-Tack  
a yoghurt pot  
a beaker  
card  
tin foil  
sticky tape  
a big bear

Follow these instructions to make an alarm clock.

1. Attach the bendy straw to big bear with the Blu-Tack. Put tin foil on the end of the straw.



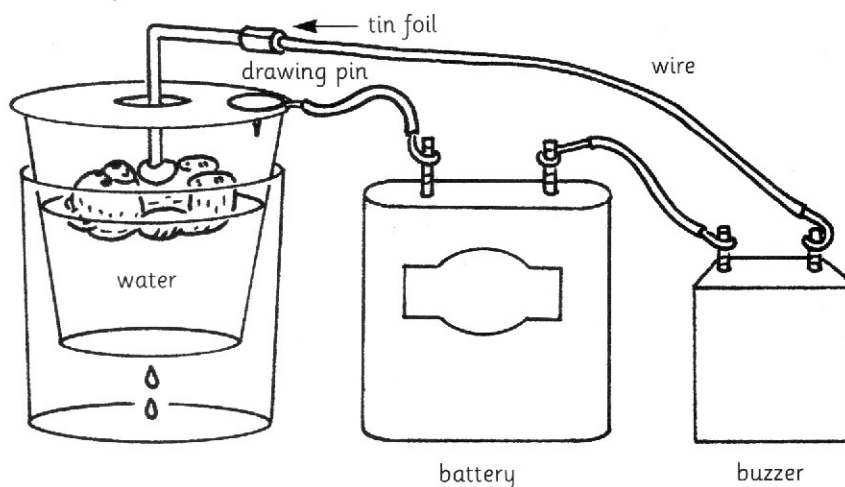
2. Make a hole in the bottom of the yoghurt pot.



3. Make a tin foil lid with a hole in the middle.



4. Wire up the circuit. Add the water.



As the water level goes down, the straw gets closer to the lid, until ...!